

Lightworker's Kit



Without prejudice.
The information in this brochure is for educational purposes only.

CONTENTS

Are you one of the lightworkers?	3
The Lightworker's Kit.....	4
Large Practitioner Plate	5
For General Use	5
Supporting Your Treatments	6
More Ways to Use Your Lightworker Plates	6
Chakra Balancer	7
Why Use This Plate?	8
Ways to Use Your Chakra Balancer	8
The Amplifier	10
The Chakra Balancer and the Amplifier Working together.....	10
For General Use.....	10
The Awakener	11
For General Use.....	11
Testimonials	12



No medical claims are made or implied. Tesla's Innovational Technologies products are for exploration and experimentation purposes only and do not replace the advice of a healthcare professional. Do not use this information to diagnose, treat, cure, or prevent any disease for therapeutic purposes, or as a substitute for the advice of a health professional.

We do not accept any liability for any injury, loss or damage caused by use of the information provided within. This information may include the views or recommendations of third parties and does not necessarily reflect the views of Tesla's Innovational Technologies.

The System components are not medical devices but address the subtle energies in the field in a gentle and non-invasive way.

Are you one of the lightworkers?

The Lightworker's Kit is designed to assist you to fulfill your destiny using the light energy from Tesla's Innovational Technologies.


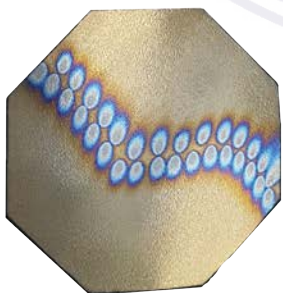
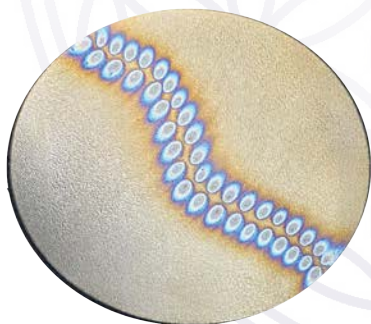
We have carefully selected a range of plates which will work synergistically to enhance and strengthen your energy, frequency, and vibration.

You will feel energetically supported as you immerse yourself in the work you know you are here to do.

The plates are applied to both the client and the practitioner during sessions, and can be used in person or from a distance.



The Lightworker's Kit



The plates in our Practitioner Range were developed to assist those who work with bio-energetic fields, subtle bodies, and self-development.

People such as massage therapists, chiropractors, kinesiologists, and energy workers have reported these plates beneficial to their practice. Psychologists have found that calmer, less stressful sessions were experienced when a large Practitioner Plate was placed under their clients' chair.

Different plates are used in differing situations and they have been used in concert to provide a synergistic effect for various tasks.

Use of these practitioner plates is not limited to professionals. Anyone who is attuned to the subtle energies of our existence will love having these beautiful and vital plates in their lives.


After consultation with the field, Tesla's has devised a kit for our clients. The Lightworker's Kit is comprised of the Chakra Balancer, the Large Practitioner's Plate, the Amplifier, and the Awakener. These four plates operate in a wide range of scenarios. As with the Universal Range environmental plates, creating a kit enables us to offer this group of dynamic artifacts at a discount.

Each Lightworker's Kit is designed as a matched set complete with a patterned Amplifier. Amplifiers are normally plain.

Large Practitioner Plate

The large practitioner plate is the plate which provides the foundation for all the other plates in the Lightworker's Kit. It works fast, and can be used at a distance or in person.

When working with the throat chakra or below, the plate must be vertical. When working above the throat chakra, the plate must be horizontal.



For General Use

Use the plate to clear a room of uncomfortable energies.

If there has been an argument in a room, the sense of that lingers and can be felt after the event.

In a treatment room, there may be residual energies from an emotional release of stress, sadness, or any number of other long-held tensions in the form of emotions.

The large practitioner plate is ideally suited for use in these circumstances due to the shape and power of the plate, and its affinity with emotional energies.

1. Hold the Practitioner Plate facing down with your thumb in the concave side.
2. Angle the plate to the ceiling, just above the cornice.




3. Using a sweeping motion, begin at the ceiling and sweep down the walls and out the doorway. You will notice a much clearer feel in the room straight away.

NB. Don't worry – the energies will not gather in the next room! The action of sweeping with the Practitioner Plate dissipates the residual emotion - it is released, and transforms into clean energy.

Supporting Your Treatments

Place concave side up on the floor under your clients' massage table or chair. Your client will exhibit an alpha/theta brainwave pattern, allowing your work to reach effective levels quickly.



More Ways to Use Your Lightworker Plates

There are many more uses for your Practitioner Plate and the Lightworkers Kit. We have a compilation of how-to videos for you to view. Just scan the QRcode or go to <http://lightworkerskit.com/>.

Chakra Balancer

The chakra system of the body is complex and multi-layered, comprising 7 major chakras and the energy which flows between them, through channels called nadis.

The term refers to the potent junctions in the network of some 72,000 energy centres which influence every aspect of a person, including the nervous system, the physical body, one's spiritual life, emotional stability, and capacity for clear thought.

Balance and healthy flow in the chakra system opens the inner gateways for conscious connection to the atman – one's eternal self.

The chakra system is constantly adapting to both external and internal events, from a single fleeting thought to the conversation you overheard on the bus; from the television show you are watching to the meal you just ate, and the one you ate last week.

Working with the chakras can give you great insight into your clients and yourself, and we recommend you explore further study into this fascinating area.

Regardless of your understanding of chakras, you can begin using this powerful and exciting plate!



IMPORTANT NOTE

Do NOT use the chakra balancer on the crown chakra.

Why Use This Plate?

A basic chakra balance is a relaxing way to begin any body-based treatment. It will give you immediate insight into the surface layers of your client, and afford you access to connect intuitively with their subtle energies.

This can assist you to smooth out the surface-level symptoms your client is presenting with, and connect you with their real, core issues. This results in a deeper, more effective transformation as your regular session unfolds.

The included cord is for wearing the chakra balancer. The recommendation is to wear it for only 15 minutes at a time, centring the plate over the chakra you would like to work on, or sitting on the plate if you are seated and focusing on the base/root chakra. Use your intuition with regards to frequency and altering the duration.

Ways to Use Your Chakra Balancer

Holding the Chakra Balancer horizontal

Have your client lay on their back.

Take a moment to ground your energies and connect with the Chakra Balancer.

Beginning with the third eye chakra, hold the Chakra Balancer horizontally about 30cm (12 inches) over your client, plate side facing the client.

Move slowly down the body in line with the spine.

Return to the shoulders and treat the arms down to the fingers.

Return to the hip joint and treat the legs down to the toes.

There are small chakras in the limbs, and important chakras in the hands and feet.





Holding the Chakra Balancer by the Cord

Have your client lay on their back.

Beginning with the third eye chakra, hold the Chakra Balancer by the cord 30cm (12 inches) over your client.

Observe the motion of the Chakra Balancer. If it is moving in a clear circular motion, (not spinning on its axis) you can move on to the next chakra and repeat the process.

If it is still, or moving back and forth, or moving in an oval shape, remain at that chakra until the Chakra Balancer begins to move in a clear circle.

As a Blood Cleanser

Please honour this exact sequence three times a day for seven days. Do not stop if the problem seems to have cleared before this time frame.

The prescription needs to be followed for the entire seven days for it to be thoroughly effective.

1. Lay the Chakra Balancer horizontally at your solar plexus chakra at waist height on the front of the body.

If laying down, place the plate under the bed or treatment table. If that's not possible, place it on a book or tray table at the solar plexus.

If seated, place the plate on a table in front of the client.

2. Rotate the Chakra Balancer anti-clockwise either 7 or 14 revolutions. Dowse for this information. This anti-clockwise step is only done once, during the first treatment.

3. Rotate the Chakra Balancer clockwise 49 revolutions.

4. Dowse how long the Chakra Balancer should remain in that position (usually 10 or 15 minutes, but be sure to respect the process and dowse to be certain.)

5. Draw up a schedule to remind yourself or your client to repeat this process, ie steps 3 and 4 only, three times a day for seven days. Set phone reminders if you know you will need them!

The Amplifier

The Amplifier is an exquisite plate developed to amplify your energetic work. It is a privilege to be an owner of this incredible product. Born through the inspiration of a gifted woman who has closely worked with Tesla's Innovational Technologies plates for many years, this plate is powerful, vibrant, and a steady companion.

The Amplifier is unique amongst the larger plates, as, similar to the Personal Pendant, it takes on the plate owner's matrix very quickly. Within a couple of hours of owning this beautiful plate you will feel a connection, as though you and the plate have become one. You will likely want to carry this plate around with you!

For General Use

Place the plate on the satin that the plate came with, and sit it at your desk while working. The Amplifier will assist you with your clients by amplifying your connectedness.


Place it in your pocket to amplify your energies. Remember though – this plate will amplify without discretion – that part of the partnership is up to you! So if you feel out of balance yourself, consider leaving your Amplifier at home until you have realigned your energies!

The Chakra Balancer and the Amplifier Working together

Place the Amplifier on top of the Chakra Balancer with a piece of paper or soft fabric in between. The synergy between these plates creates a magnificent energy, felt in all the major energy centres.

This combination of plates can be used to assist your client in sensing the subtle energies of their own body.

For extra energy work, write the name and birthdate of yourself or your client on a piece of paper, and place it between the Amplifier and the Chakra Balancer. Leave the name there overnight. This may help with reinforcing any previous work.




REMEMBER
Videos of ways to
use your plates
are here:



or go to:
<http://lightworkerskit.com/>

The Awakener



The Awakener is a very focused little plate! A large amount of energy flows through the centre, and it is very efficient at activating the energy of the third eye.

The third eye chakra is called ajna in sanskrit, and this translates to 'perceive' or 'command'. The third eye is the meeting point for the three major nadis, bringing all the understandings of the physical

and subtle bodies into union, in preparation for the consciousness to rise to the crown chakra.

Ajna (third eye) chakra is the seat of our intuition, and an activated and attuned third eye allows us to make well-rounded decisions that link both the physical and the spiritual realms, leading to powerful insights into ourselves and our clients.

For General Use

To open, activate and balance the third eye, or calm and focus your mind, position the Awakener horizontally on the centre of your forehead, leaving the plate in place for as long as you feel comfortable. Using the plate in this way is a great tool for meditation. Beginners will appreciate the focusing nature of the plate, while seasoned meditators will observe a clean and clear path to their inner world.

For tired eyes, place the Awakener over your eye for five minutes or longer, remembering to move the plate to the other eye to balance the treatment.

Place the Awakener over a bottle of water, wine, etc, to balance to energy of the contents of the bottle and increase bioavailability and lifeforce.

Embrace your intuition and have some fun with the Awakener! It is a plate to be played with and shared.

When working with the throat chakra or below, the plate must be vertical.

When working above the throat chakra, the plate must be horizontal.

Testimonials



The week after receiving my energy session with CL and his Lightworker's Kit, was filled with the most successive flow of attraction manifestation I've ever had the pleasure to experience. Making use of the Awakener plate in combination with the Amplifier plate, directing the energy of my circulation via the palm of my hand that I could actually feel the waves of blood flowing through my body to the exact rhythm as that of the plates being fanned against one another, mind blowing!

Since, I've noticed my path has become less slippery and am able to maintain an incredible amount of focus, entering into daily meditation at will and generally feeling lighter of being. A huge thank you & big love to Tesla's for making this all possible.

I'm very much looking forward to further exploration and discovery with this amazingly versatile Lightworkers Kit.

Papa D.



I have found the Lightworkers Kit to be one of the most versatile kits for anyone who is working with energy rejuvenation for themselves and their clients.

The results have been outstanding when the plates are used in the right way. This kit saves so much time in obtaining results that normally take months or years to achieve.

Chris L.

For more information contact:

No healing properties are claimed for any of Tesla's Innovational Technologies products, but in providing an energetically improved environment, a person currently receiving treatment from their practitioner may find the treatment enhanced or more effective. These products are not listed as therapeutic and are in no way promoted as curative. Any recurring ill-health symptoms should be discussed with your health practitioner.

Image component attributions

Photo by [Lina Trochez](https://unsplash.com/es/@imtrochezz?utm_source=unsplash&utm_medium=referral&utm_content=creditCopyText) on [Unsplash](https://unsplash.com/s/photos/hands-cupped?utm_source=unsplash&utm_medium=referral&utm_content=creditCopyText)
Photo by [Diego PH](https://unsplash.com/es/@diegoph?utm_source=unsplash&utm_medium=referral&utm_content=creditCopyText) on [Unsplash](https://unsplash.com/s/photos/sun-burst?utm_source=unsplash&utm_medium=referral&utm_content=creditCopyText)
Photo by [Alexandre Perotto](https://unsplash.com/@perotto?utm_source=unsplash&utm_medium=referral&utm_content=creditCopyText) on [Unsplash](https://www.publicdomainpictures.net/pictures/170000/velka/abstract-meditation-concept.jpg)
<https://www.publicdomainpictures.net/pictures/170000/velka/abstract-meditation-concept.jpg>
deibyargas (Image #44359805 at VectorStock.com)